

Ecotechnics Reflectors



Ecotechnics Reflectors: Diamond Large, Diamond Small, Eco-Light & Eco-Barn

Congratulations on purchasing your Ecotechnics Reflector.

Before you switch on any part of the system, please make sure you get the most from the reflector by taking a minute to read this important information.

Safety Advice

---- ALWAYS OBSERVE THE FOLLOWING ----

The Lamp will get hot during use. Leave it to cool before touching it and never touch it while it is switched on!

When connecting / disconnecting all cables, grasp the connector itself—never pull on the cable. This way you will avoid causing shorts, or damage to the cable's internal elements.

Do not excessively twist or bend the power cord, or place heavy objects on it. Doing so can damage the cord, producing severed elements and short circuits. Damaged cords are fire and shock hazards!

In households with small children, an adult should provide supervision which is essential for the safe operation of any electrical appliances in the home.

All cords and cables should be placed so they are out of the reach of children.

Try to prevent cords and cables from becoming entangled.

Before moving the unit, disconnect the power cable from the mains supply and any cords coming from external devices.

Never handle an AC adaptor or electrical plugs with wet hands when plugging into, or unplugging from, an outlet or this unit.

Before cleaning the unit, turn off the power and unplug the AC adaptor from the outlet.

Do not force the unit's power-supply cord to share an outlet with an unreasonable number of other devices.

Be especially careful when using extension cords—the total power used by all devices you have connected to the extension cord's outlet must never exceed the power rating (watts/amperes) for the extension cord. Excessive loads can cause the insulation on the cord to heat up and eventually melt through.

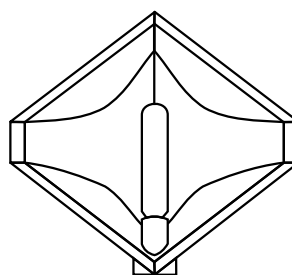
Protect the unit from strong impact. (Do not drop it!)

Before using the unit in a foreign country, consult with your retailer or an authorized distributor.

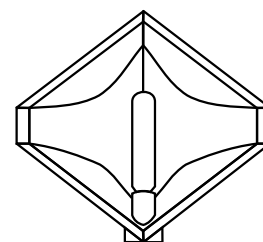
Whenever you suspect the possibility of lightning in your area, disconnect the unit from the power outlet.

Do not attempt to repair the unit, or replace parts within it. Refer all servicing to your retailer or an authorized distributor.

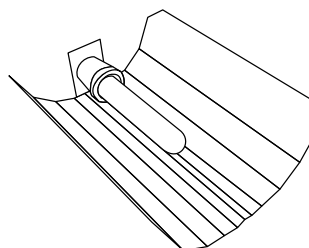
When moved from one location to another where the temperature and/or humidity is very different, water droplets (condensation) may form inside the unit. Damage or malfunction may result if you attempt to use the unit in this condition. Therefore, before using the unit, you must allow it to stand for several hours, until the condensation has completely evaporated.




Diamond Large



Diamond Small



Eco-Barn



Eco-Light

Installation

If the reflector has a protective film attached to it, remove it. Mount the reflector in a suitable position. Holding the base of the lamps (if you hold them by the glass tubes they may shatter!), screw them into the reflector's sockets firmly to ensure a good electrical contact.

When the reflector is safely mounted and the lamps are installed correctly, the unit can be switched on.

Troubleshooting

If the Lighting system fails to start:

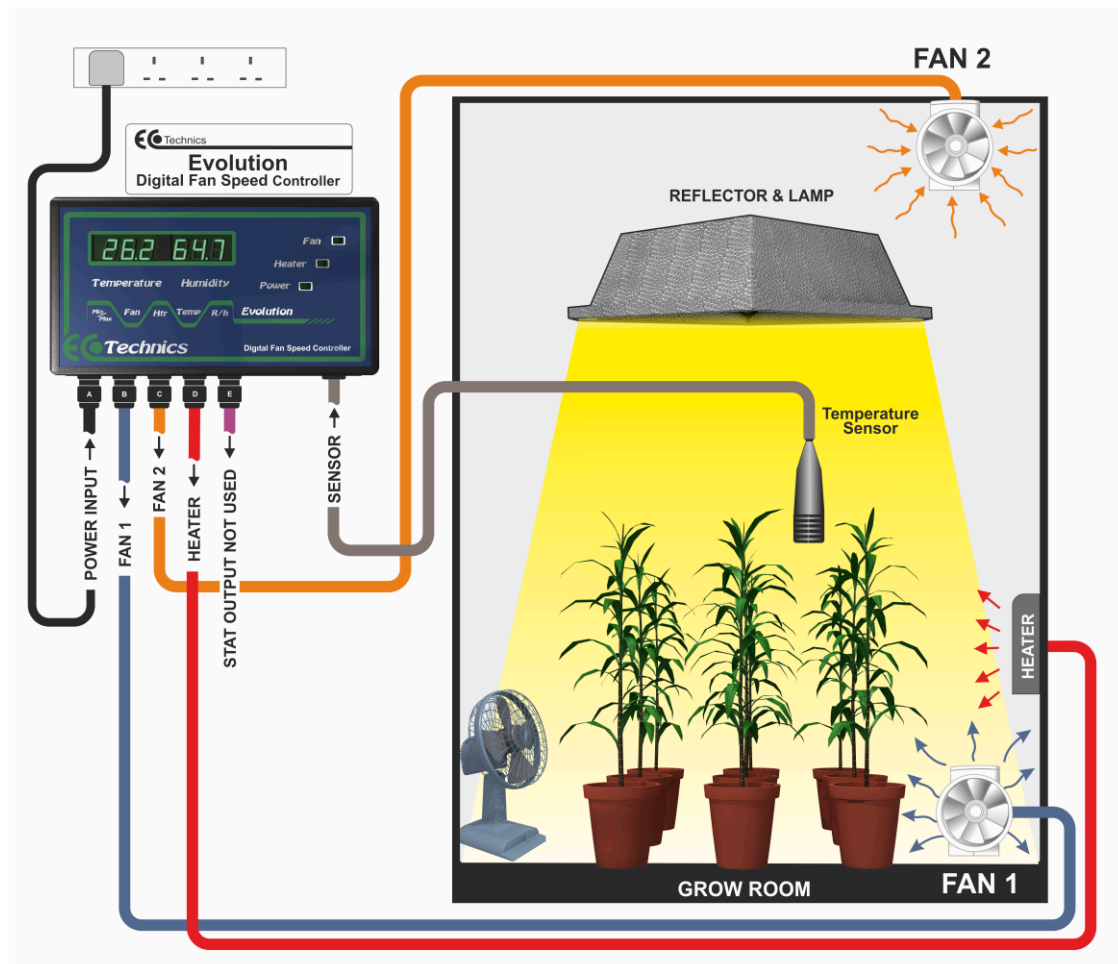
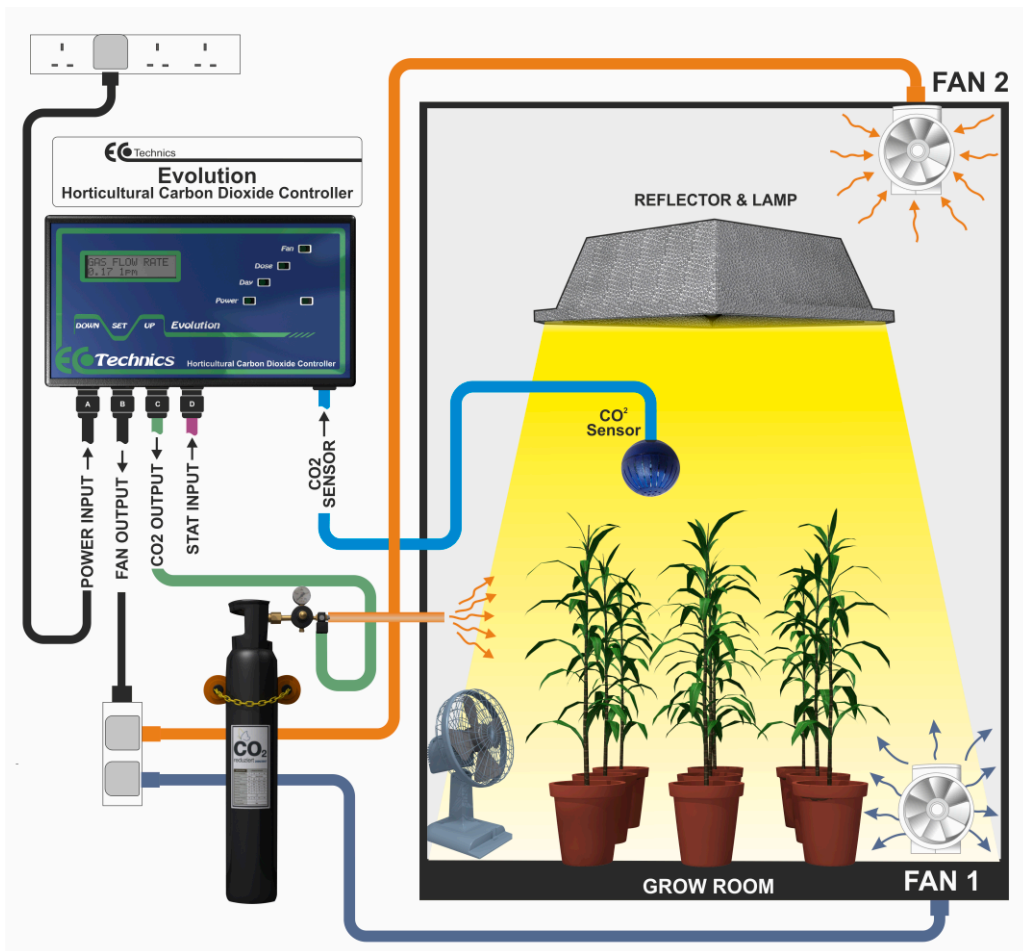
1. Check your ballast to make sure that is operating correctly
2. Check the bulb to make sure it is working correctly and has not blown or is damaged for example
3. Check your electric supply, plugs and sockets.
4. Switch off your lighting system, wait for the lamps to cool and then remove them and screw them back in again firmly. Switch the unit back on and if the lamps still fail, contact your supplier.

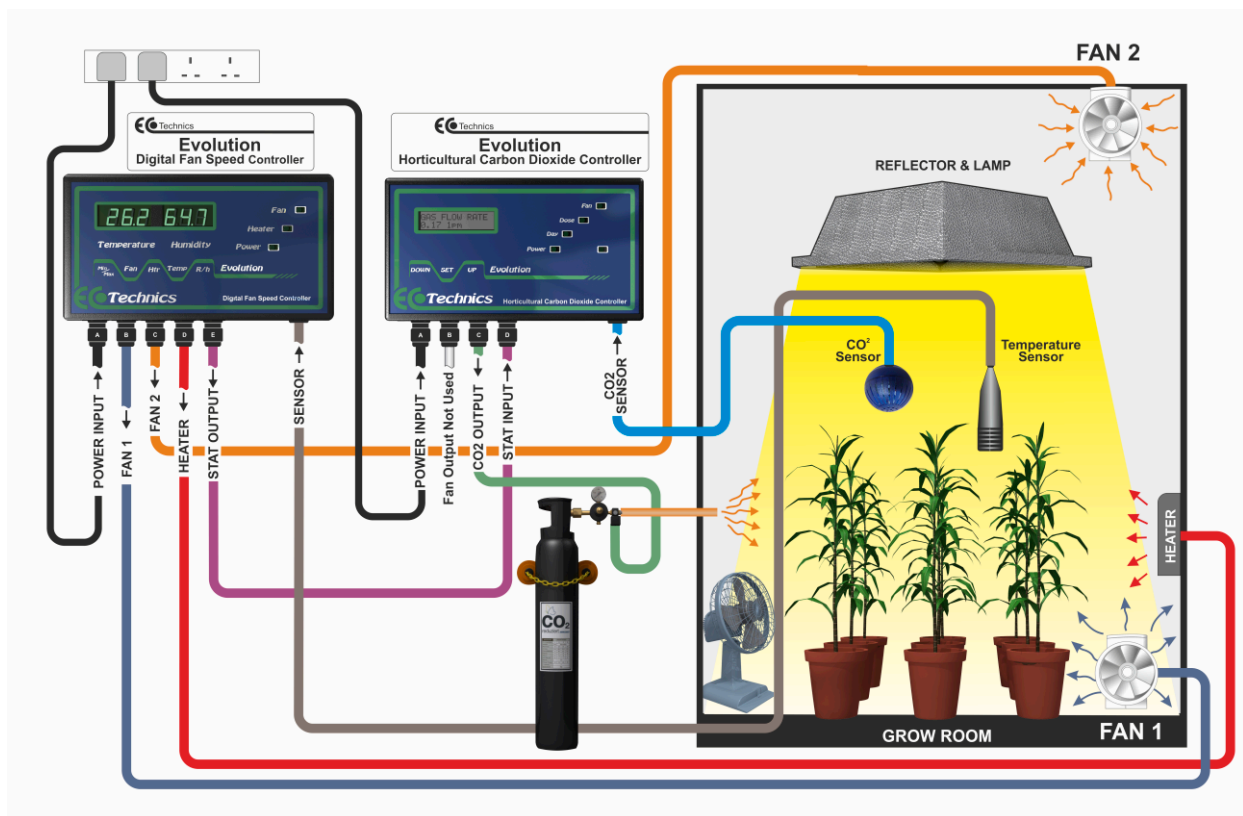
Note:

In most cases a lighting failure is due to a defective ballast or bulb.

Guarantee

In the unlikely event that you find fault with this product, please contact your supplier. All Ecotechnics reflectors carry a one year guarantee (terms & conditions apply), excluding faulty fuses and tampering.





Ecotechnics Reflectors



Ecotechnics Reflectors: Air-Cooled Diamond

Congratulations on purchasing your Ecotechnics Air-Cooled Diamond Reflector.

Before you switch on any part of the system, please make sure you get the most from the reflector by taking a minute to read this important information.

Safety Advice

---- ALWAYS OBSERVE THE FOLLOWING ----

The Lamp will get hot during use. Leave it to cool before touching it and never touch it while it is switched on!

When connecting / disconnecting all cables, grasp the connector itself—never pull on the cable. This way you will avoid causing shorts, or damage to the cable's internal elements.

Do not excessively twist or bend the power cord, or place heavy objects on it. Doing so can damage the cord, producing severed elements and short circuits. Damaged cords are fire and shock hazards!

In households with small children, an adult should provide supervision which is essential for the safe operation of any electrical appliances in the home.

All cords and cables should be placed so they are out of the reach of children.

Try to prevent cords and cables from becoming entangled.

Before moving the unit, disconnect the power cable from the mains supply and any cords coming from external devices.

Never handle an AC adaptor or electrical plugs with wet hands when plugging into, or unplugging from, an outlet or this unit.

Before cleaning the unit, turn off the power and unplug the AC adaptor from the outlet.

Do not force the unit's power-supply cord to share an outlet with an unreasonable number of other devices.
Be especially careful when using extension cords—the total power used by all devices you have connected to the extension cord's outlet must never exceed the power rating (watts/amperes) for the extension cord. Excessive loads can cause the insulation on the cord to heat up and eventually melt through.

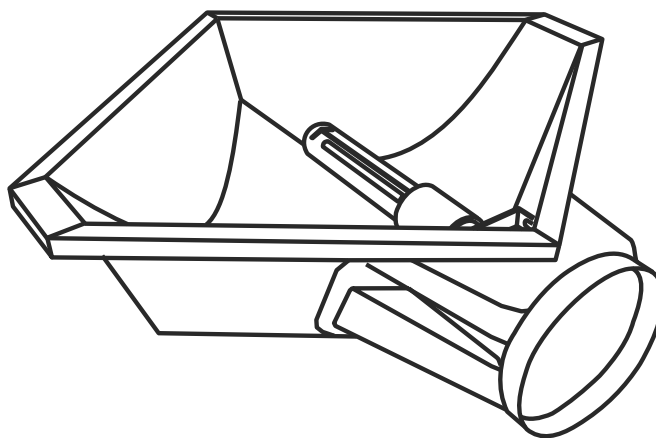
Protect the unit from strong impact. (Do not drop it!)

Before using the unit in a foreign country, consult with your retailer or an authorized distributor.

Whenever you suspect the possibility of lightning in your area, disconnect the unit from the power outlet.

Do not attempt to repair the unit, or replace parts within it. Refer all servicing to your retailer or an authorized distributor.

When moved from one location to another where the temperature and/or humidity is very different, water droplets (condensation) may form inside the unit. Damage or malfunction may result if you attempt to use the unit in this condition. Therefore, before using the unit, you must allow it to stand for several hours, until the condensation has completely evaporated.



Air-Cooled Diamond

Installation

If the reflector has a protective film attached to it, remove it. Mount the reflector in a suitable position. Holding the base of the lamps (if you hold them by the glass tubes they may shatter!), screw them into the reflector's sockets firmly to ensure a good electrical contact.

When the reflector is safely mounted and the lamps are installed correctly, the unit can be switched on.

The Air-Cooled Diamond has an adjustable lamp holder which you have the option to move the bulb to the centre of the reflector depending on the length/type of bulb you are using, thus you can maximise the reflecting capability of light produced.

For best usage Air-Cooled Diamond Reflector's have 150mm spigot so that you can take advantage of ducted cooling on the Diamond Reflector.

Troubleshooting

If the Lighting system fails to start:

1. Check your ballast to make sure that is operating correctly
2. Check the bulb to make sure it is working correctly and has not blown or is damaged for example
3. Check your electric supply, plugs and sockets.
4. Switch off your lighting system, wait for the lamps to cool and then remove them and screw them back in again firmly. Switch the unit back on and if the lamps still fail, contact your supplier.

Note:

In most cases a lighting failure is due to a defective ballast or bulb.

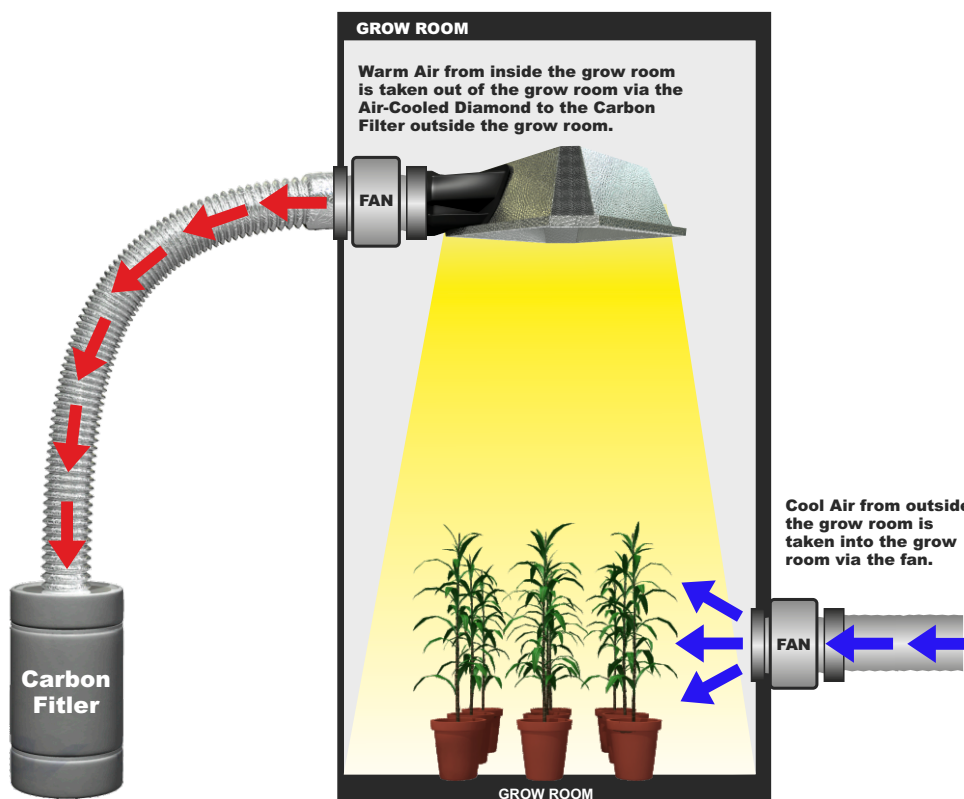
Guarantee

In the unlikely event that you find fault with this product, please contact your supplier. All Ecotechnics reflectors carry a one year guarantee (terms & conditions apply), excluding faulty fuses and tampering.

Ecotechnics Reflectors



Air-Cooled Diamond Set-up Examples



Cool Air from outside the grow room is drawn through the fan connected to the Air-Cooled Diamond Reflector

